

Air Induction Turbo TwinJet® Twin Flat Spray Tips



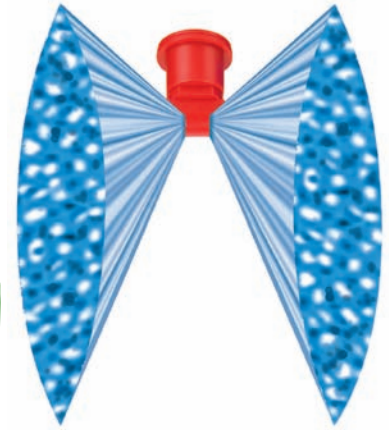
Typical Applications:

See selection guide on page 4 for recommended typical applications for Air Induction Turbo TwinJet tips.

Features:

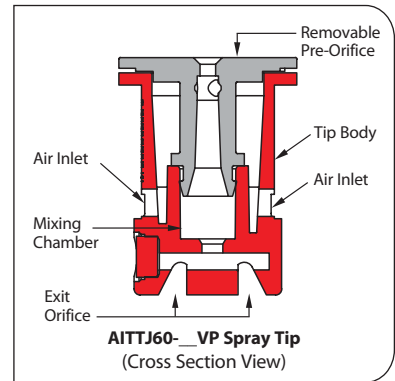
- Air induction with dual 110° flat fan patterns
- 60° between leading and trailing spray patterns
- Good coverage with increased canopy penetration and best drift control

- Best suited for postemergence applications
- Excellent drift control with coarse to very coarse droplets
- Available in nine VisiFlo® color coded capacities (02 through 15)—color represents total flow
- Pressure ranges from 20–90 PSI (1.5–6 bar)
- Automatic spray alignment when used with 25598-*N.YR (02–06) or 98579-1-N.YR (08–15) Quick TeeJet® cap and gasket. See page 64 for additional information.

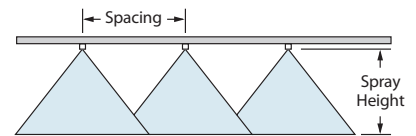


Tip Model	PSI	DROP SIZE	CAPACITY ONE NOZZLE IN GPM	CAPACITY ONE NOZZLE IN OZ./MIN.	20"															
					GPA								GALLONS PER 1000 SQ. FT.							
					4 MPH	5 MPH	6 MPH	8 MPH	10 MPH	12 MPH	15 MPH	20 MPH	2 MPH	3 MPH	4 MPH	5 MPH				
AITTJ60-11002VZP (100)	20	XC	0.14	18	10.4	8.3	6.9	5.2	4.2	3.5	2.8	2.1	0.48	0.32	0.24	0.19	0.48	0.32	0.24	0.19
	30	VC	0.17	22	12.6	10.1	8.4	6.3	5.0	4.2	3.4	2.5	0.58	0.39	0.29	0.23	0.58	0.39	0.29	0.23
	40	VC	0.20	26	14.9	11.9	9.9	7.4	5.9	5.0	4.0	3.0	0.68	0.45	0.34	0.27	0.68	0.45	0.34	0.27
	50	C	0.22	28	16.3	13.1	10.9	8.2	6.5	5.4	4.4	3.3	0.75	0.50	0.37	0.30	0.75	0.50	0.37	0.30
	60	C	0.24	31	17.8	14.3	11.9	8.9	7.1	5.9	4.8	3.6	0.82	0.54	0.41	0.33	0.82	0.54	0.41	0.33
AITTJ60-110025VP (100)	20	XC	0.18	23	13.4	10.7	8.9	6.7	5.3	4.5	3.6	2.7	0.61	0.41	0.31	0.24	0.61	0.41	0.31	0.24
	30	VC	0.22	28	16.3	13.1	10.9	8.2	6.5	5.4	4.4	3.3	0.75	0.50	0.37	0.30	0.75	0.50	0.37	0.30
	40	VC	0.25	32	18.6	14.9	12.4	9.3	7.4	6.2	5.0	3.7	0.85	0.57	0.43	0.34	0.85	0.57	0.43	0.34
	50	C	0.28	36	21	16.6	13.9	10.4	8.3	6.9	5.5	4.2	0.95	0.63	0.48	0.38	0.95	0.63	0.48	0.38
	60	C	0.31	40	23	18.4	15.3	11.5	9.2	7.7	6.1	4.6	1.1	0.70	0.53	0.42	1.1	0.70	0.53	0.42
AITTJ60-11003VP (50)	20	UC	0.21	27	15.6	12.5	10.4	7.8	6.2	5.2	4.2	3.1	0.71	0.48	0.36	0.29	0.71	0.48	0.36	0.29
	30	XC	0.26	33	19.3	15.4	12.9	9.7	7.7	6.4	5.1	3.9	0.88	0.59	0.44	0.35	0.88	0.59	0.44	0.35
	40	VC	0.30	38	22	17.8	14.9	11.1	8.9	7.4	5.9	4.5	1.0	0.68	0.51	0.41	1.0	0.68	0.51	0.41
	50	VC	0.34	44	25	20	16.8	12.6	10.1	8.4	6.7	5.0	1.2	0.77	0.58	0.46	1.2	0.77	0.58	0.46
	60	C	0.37	47	27	22	18.3	13.7	11.0	9.2	7.3	5.5	1.3	0.84	0.63	0.50	1.3	0.84	0.63	0.50
AITTJ60-11004VP (50)	20	UC	0.28	36	21	16.6	13.9	10.4	8.3	6.9	5.5	4.2	0.95	0.63	0.48	0.38	0.95	0.63	0.48	0.38
	30	XC	0.35	45	26	21	17.3	13.0	10.4	8.7	6.9	5.2	1.2	0.79	0.60	0.48	1.2	0.79	0.60	0.48
	40	VC	0.40	51	30	24	19.8	14.9	11.9	9.9	7.9	5.9	1.4	0.91	0.68	0.54	1.4	0.91	0.68	0.54
	50	VC	0.45	58	33	27	22	16.7	13.4	11.1	8.9	6.7	1.5	1.0	0.77	0.61	1.5	1.0	0.77	0.61
	60	C	0.49	63	36	29	24	18.2	14.6	12.1	9.7	7.3	1.7	1.1	0.83	0.67	1.7	1.1	0.83	0.67
AITTJ60-11005VP (50)	20	UC	0.42	54	31	25	21	15.6	12.5	10.4	8.3	6.2	1.4	0.95	0.71	0.57	1.4	0.95	0.71	0.57
	30	XC	0.52	67	39	31	26	19.3	15.4	12.9	10.3	7.7	1.8	1.2	0.88	0.71	1.8	1.2	0.88	0.71
	40	XC	0.60	77	45	36	30	22	17.8	14.9	11.9	8.9	2.0	1.4	1.0	0.82	2.0	1.4	1.0	0.82
	50	VC	0.67	86	50	40	33	25	19.9	16.6	13.3	9.9	2.3	1.5	1.1	0.91	2.3	1.5	1.1	0.91
	60	C	0.73	93	54	43	36	27	22	18.1	14.5	10.8	2.5	1.7	1.2	0.99	2.5	1.7	1.2	0.99
AITTJ60-11006VP (50)	20	UC	0.49	63	39	31	26	19.7	15.7	13.1	10.5	7.9	1.8	1.2	0.90	0.72	1.8	1.2	0.90	0.72
	30	XC	0.57	73	42	34	28	21	16.9	14.1	11.3	8.5	1.9	1.3	0.97	0.78	1.9	1.3	0.97	0.78
	40	VC	0.66	84	49	39	33	25	19.6	16.3	13.1	9.8	2.2	1.5	1.1	0.90	2.2	1.5	1.1	0.90
	50	VC	0.71	91	53	42	35	26	21	17.6	14.1	10.5	2.4	1.6	1.2	0.97	2.4	1.6	1.2	0.97
	60	C	0.75	96	56	45	37	28	22	18.6	14.9	11.1	2.6	1.7	1.3	1.0	2.6	1.7	1.3	1.0
AITTJ60-11008VP (50)	20	UC	0.57	73	42	34	28	21	16.9	14.1	11.3	8.5	1.9	1.3	0.97	0.78	1.9	1.3	0.97	0.78
	30	XC	0.69	88	51	41	34	26	20	17.1	13.7	10.2	2.3	1.6	1.2	0.94	2.3	1.6	1.2	0.94
	40	XC	0.80	102	59	48	40	30	24	19.8	15.8	11.9	2.7	1.8	1.4	1.09	2.7	1.8	1.4	1.09
	50	VC	0.89	114	66	53	44	33	26	22	17.6	13.2	3.0	2.0	1.5	1.2	3.0	2.0	1.5	1.2
	60	VC	0.98	125	73	58	49	36	29	24	19.4	14.6	3.3	2.2	1.7	1.3	3.3	2.2	1.7	1.3
AITTJ60-11010VP (50)	20	UC	1.06	136	79	63	52	39	31	26	21	15.7	3.6	2.4	1.8	1.4	3.6	2.4	1.8	1.4
	30	UC	1.13	145	84	67	56	42	34	28	22	16.8	3.8	2.6	1.9	1.5	3.8	2.6	1.9	1.5
	40	VC	1.20	154	89	71	59	45	36	30	24	17.8	4.1	2.7	2.0	1.6	4.1	2.7	2.0	1.6
	50	VC	1.28	163	91	72	58	45	36	30	24	18.1	4.1	2.8	2.1	1.7	4.1	2.8	2.1	1.7
	60	C	1.32	169	95	78	65	49	39	33	26	19.6	4.5	3.0	2.2	1.8	4.5	3.0	2.2	1.8
AITTJ60-11015VP (50)	20	UC	1.41	180	105	84	70	52	42	35	28	21	4.8	3.2	2.4	1.9	4.8	3.2	2.4	1.9
	30	UC	1.50	192	111	89	74	56	45	37	30	22	5.1	3.4	2.6	2.0	5.1	3.4	2.6	2.0
	40	UC	1.57	201	115	93	77	64	48	39	32	25	5.4	3.6	2.7	2.1	5.4	3.6	2.7	2.1
	50	VC	1.68	215	125	100	83	62	50	42	33	25	5.7	3.8	2.9	2.3	5.7	3.8	2.9	2.3
	60	VC	1.84	236	137	109	91	68	55	46	36	27	6.3	4.2	3.1	2.5	6.3	4.2	3.1	2.5

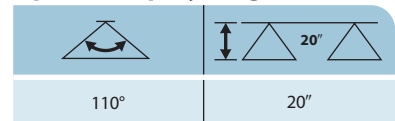
Note: Always double check your application rates. Tabulations are based on spraying water at 70°F (21°C). See pages 136–157 for drop size classification, useful formulas and other information.



CONTACT PRODUCT	SYSTEMIC PRODUCT	DRIFT MANAGEMENT
GOOD	EXCELLENT	EXCELLENT



Optimum Spray Height



How to order:

Specify tip number.

Example:

- AITTJ60-11004VP – Polymer with VisiFlo® color-coding
- AITTJ60-11004VP-C – Polymer with VisiFlo color-coding, includes Quick TeeJet cap and gasket