



ConeJet® VisiFlo® Hollow Cone Spray Tips

Typical Applications:

See selection guide on page 5 for recommended typical applications for ConeJet tips.

Features:

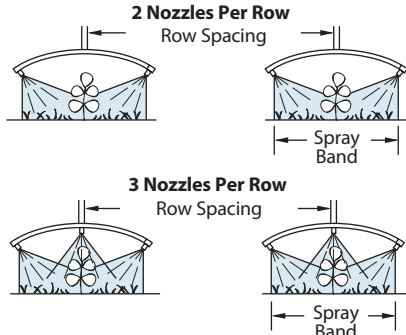
- VisiFlo color-coded versions consist of stainless steel or ceramic orifice in a polypropylene body. Maximum operating pressure 300 PSI (20 bar). Spray angle is 80° at 100 PSI (7 bar).
- Ideal for banding with two or three nozzles over the row.
- Finely atomized spray pattern provides thorough coverage.
- Standard ConeJet (not color-coded) available in brass and stainless steel in a wide range of capacities with 65° (TY) and 80° (TX) spray angles.


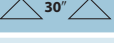
How to order:

Specify tip number.

Examples:

- TX-VS4 – Stainless Steel with VisiFlo color-coding
- TX-4 – Brass
- TX-SS4 – Stainless Steel
- TX-VK4 – Ceramic with VisiFlo color-coding






	GPA CONVERSION FACTORS*
	
8"	3.75
10"	3.00
12"	2.50
15"	2.00

*To find GPA rate on band widths, multiply the tabulated GPA for ROW SPACING by the conversion factors.

See pages 136–157 for useful formulas and other information.



	PSI	DROP SIZE	CAPACITY TWO NOZZLES IN GPM	CAPACITY TWO NOZZLES IN OZ./MIN.	GPA 					PSI	CAPACITY THREE NOZZLES IN GPM	CAPACITY THREE NOZZLES IN OZ./MIN.	GPA 				
					3 MPH	4 MPH	5 MPH	6 MPH	7 MPH				3 MPH	4 MPH	5 MPH	6 MPH	7 MPH
TX-1	40	VF	0.033	4.2	2.2	1.6	1.3	1.1	0.93	40	0.050	6.4	3.3	2.5	2.0	1.7	1.4
	60	VF	0.039	5.0	2.6	1.9	1.5	1.3	1.1	60	0.059	7.6	3.9	2.9	2.3	1.9	1.7
	75	VF	0.043	5.5	2.8	2.1	1.7	1.4	1.2	75	0.065	8.3	4.3	3.2	2.6	2.1	1.8
	90	VF	0.047	6.0	3.1	2.3	1.9	1.6	1.3	90	0.070	9.0	4.6	3.5	2.8	2.3	2.0
TX-2	40	VF	0.067	8.6	4.4	3.3	2.7	2.2	1.9	40	0.100	13	6.6	5.0	4.0	3.3	2.8
	60	VF	0.080	10	5.3	4.0	3.2	2.6	2.3	60	0.12	15	7.9	5.9	4.8	4.0	3.4
	75	VF	0.088	11	5.8	4.4	3.5	2.9	2.5	75	0.13	17	8.6	6.4	5.1	4.3	3.7
	90	VF	0.095	12	6.3	4.7	3.8	3.1	2.7	90	0.14	18	9.2	6.9	5.5	4.6	4.0
TX-3	40	VF	0.10	13	6.6	5.0	4.0	3.3	2.8	40	0.15	19	9.9	7.4	5.9	5.0	4.2
	60	VF	0.12	15	7.9	5.9	4.8	4.0	3.4	60	0.18	23	11.9	8.9	7.1	5.9	5.1
	75	VF	0.13	17	8.6	6.4	5.1	4.3	3.7	75	0.20	26	13.2	9.9	7.9	6.6	5.7
	90	VF	0.14	18	9.2	6.9	5.5	4.6	4.0	90	0.21	27	13.9	10.4	8.3	6.9	5.9
TX-4	40	VF	0.13	17	8.6	6.4	5.1	4.3	3.7	40	0.20	26	13.2	9.9	7.9	6.6	5.7
	60	VF	0.16	20	10.6	7.9	6.3	5.3	4.5	60	0.24	31	15.8	11.9	9.5	7.9	6.8
	75	VF	0.18	23	11.9	8.9	7.1	5.9	5.1	75	0.27	35	17.8	13.4	10.7	8.9	7.6
	90	VF	0.19	24	12.5	9.4	7.5	6.3	5.4	90	0.29	37	19.1	14.4	11.5	9.6	8.2
TX-6	40	F	0.20	26	13.2	9.9	7.9	6.6	5.7	40	0.30	38	19.8	14.9	11.9	9.9	8.5
	60	VF	0.24	31	15.8	11.9	9.5	7.9	6.8	60	0.36	46	24	17.8	14.3	11.9	10.2
	75	VF	0.27	35	17.8	13.4	10.7	8.9	7.6	75	0.40	51	26	19.8	15.8	13.2	11.3
	90	VF	0.29	37	19.1	14.4	11.5	9.6	8.2	90	0.43	55	28	21	17.0	14.2	12.2
TX-8	40	F	0.27	35	17.8	13.4	10.7	8.9	7.6	40	0.40	51	26	19.8	15.8	13.2	11.3
	60	VF	0.32	41	21	15.8	12.7	10.6	9.1	60	0.49	63	32	24	19.4	16.2	13.9
	75	VF	0.36	46	24	17.8	14.3	11.9	10.2	75	0.54	69	36	27	21	17.8	15.3
	90	VF	0.39	50	26	19.3	15.4	12.9	11.0	90	0.59	76	39	29	23	19.5	16.7
TX-10	40	F	0.33	42	22	16.3	13.1	10.9	9.3	40	0.50	64	33	25	19.8	16.5	14.1
	60	F	0.40	51	26	19.8	15.8	13.2	11.3	60	0.61	78	40	30	24	20	17.3
	75	VF	0.45	58	30	22	17.8	14.9	12.7	75	0.68	87	45	34	27	22	19.2
	90	VF	0.49	63	32	24	19.4	16.2	13.9	90	0.74	95	49	37	29	24	21
TX-12	40	F	0.40	51	26	19.8	15.8	13.2	11.3	40	0.60	77	40	30	24	19.8	17.0
	60	F	0.49	63	32	24	19.4	16.2	13.9	60	0.73	93	48	36	29	24	21
	75	VF	0.54	69	36	27	21	17.8	15.3	75	0.81	104	53	40	32	27	23
	90	VF	0.59	76	39	29	23	19.5	16.7	90	0.88	113	58	44	35	29	25
TX-18	40	F	0.60	77	40	30	24	19.8	17.0	40	0.90	115	59	45	36	30	25
	60	F	0.73	93	48	36	29	24	21	60	1.10	141	73	54	44	36	31
	75	F	0.82	105	54	41	32	27	23	75	1.23	157	81	61	49	41	35
	90	VF	0.90	115	59	45	36	30	25	90	1.35	173	89	67	53	45	38
TX-26	40	F	0.87	111	57	43	34	29	25	40	1.30	166	86	64	51	43	37
	60	F	1.06	136	70	52	42	35	30	60	1.59	204	105	79	63	52	45
	75	F	1.18	151	78	58	47	39	33	75	1.78	228	117	88	70	59	50
	90	VF	1.30	166	86	64	51	43	37	90	1.94	248	128	96	77	64	55
120	VF	1.49	191	98	74	59	49	42	120	2.24	287	148	111	89	74	63	

Note: Always double check your application rates. Tabulations are based on spraying water at 70°F (21°C).

†Specify material.